



# Minchinbury Public School

3 September 2019

202 McFarlane Drive  
Minchinbury, 2770

Principal: Miss Webster

<https://www.facebook.com/minchinburyps>

[www.minchinbur-p.schools.nsw.edu.au/](http://www.minchinbur-p.schools.nsw.edu.au/)

**Thursday 5 September: Public Speaking Finals (Years 3-6 @ 9am; Years K-2 @ 11.40am)**

**Monday 9 to Wednesday 11 September: Stage 3 Camp**

## Principal's Message

Well it has been another couple of very busy weeks at Minchinbury Public School. Too many events to describe here. Make sure you have a good look through this newsletter to see highlights of our fortnight.

### Recycling Program

Our SRC has been working very hard to support our school throughout the year. They have been working particularly hard to bring a recycling Return and Earn program to MPS. And...it's here.

SRC students have been talking to their classes and their stage groups about what can and can not be put into the orange bins to 'return and earn'. Details of recyclable materials are included in this newsletter.

Please support our SRC by placing the correct waste products in the recycling bins.

### Parent Survey

It's that time of year again. Parent/carer surveys have been sent home to all families. Surveys can be completed online or on paper. Completing the survey online is preferable, however, if it means that we get your feedback, please, please, please, complete the paper copy that has been sent home.

Changes have come as a result of parent/carer feedback. Just to name a couple of examples:

- More formal academic information is now sent home to families.
- Parent/teacher interview dates were changed.
- Food rewards were replaced with other rewards for our PBL (Positive Behaviour for Learning) draw.

Each one of those changes was a direct result of communication received from families via this survey.

Please take the time to complete this survey.

We want your feedback!!!!

Kind regards,

*Miss Rebecca Webster*

*Principal*

### **DATES FOR YOUR DIARY**

5 Sep: 2pm Stage 2 assembly; Public speaking finals

6 Sep: 2pm Stage 1 assembly

9 – 11 Sep: Stage 3 Camp

12 Sep: 2pm Stage 3 assembly

13 Sep: 2pm Kindergarten assembly

A mother of a Kindergarten child stopped me and asked if she could have a word with me. She then went on to tell me that one of our Year 6 boys had been very kind to her toddler when he didn't even realise anyone was watching.

This is why Minchinbury is such a great place to be.

# Minchinbury Public School Pride Moments

## Book Week

Thank you to all of our community for celebrating Book Week with us. Thank you to Mrs Elliott and her team of helpers for organising the Book Fair and our annual Book Week Parade.

Here are a few snapshots from the day. There are more photos on our website.



Thank you to our amazing 5D students for not only donating cakes and biscuits, but then selling them as well.

Our students raised \$726.40 on the day.

Thank you to our community for supporting this day.



# Minchinbury Public School Pride Moments

## Recycling – Return and Earn

### WHAT WE CAN RECYLCE

- ▶ Plastic bottles: water, soft drinks, flavoured milk, juice.
- ▶ Cans: soft drink, juice bombs.
- ▶ Poppers: juice, up & go.

All bottles, cans and poppers must be **EMPTY** before they go into the recycling bin!

### WHAT WE CANNOT RECYCLE

- ▶ Food: Sandwiches, fruit etc.
- ▶ Food wrappers: packets, bags etc
- ▶ Yakult bottles
- ▶ Cordial bottles
- ▶ Plain milk bottles



Area A



COLA



WHERE CAN I FIND THEM?

# Minchinbury Public School Pride Moments

## SASS Recognition Week

Last week was SASS Recognition Week. Our SASS staff include our office staff, our school learning support officers and our general assistant.

Our school could not run without our amazing SASS staff. Community members regularly comment how friendly and helpful our SASS staff are.

Thank you!

Our office staff received Certificates of Recognition as part of the Executive Director's Recognition Program 2019. These were presented to our office staff by our Director Educational Leadership, Mrs Karen McSpeerin. Our office staff consists of Mrs Moore, Mrs Gatt, Mrs O'Connell, Mrs Lapa, Mrs Coleman and Mrs Gange.



# Minchinbury Public School Pride Moments

## PSSA Grand Finals

Each year MPS plays in the PSSA competition. This is a sports competition between teams from our local schools. We enter teams to play netball, soccer and touch football. All of our teams play fairly and play hard each week.

This year we had four of our teams reach the grand finals – Soccer Juniors, Soccer Seniors, Touch Football Purple Girls, Touch Football Purple Boys.



### 2019 PSSA Premiers

Touch Football  
Purple Girls

Final score – 5 - 1



### 2019 PSSA Premiers

Soccer  
Seniors

Final score – 2 - 0



### 2019 PSSA Premiers

Touch Football  
Purple Boys

Final score – 6-2



# P&C News

President: Karen Pochodyla

Secretary: Cherilyn Davies

Fundraising Coordinator: Stephanie Buchanan

Vice President: Joanne Shields

Treasurer: Renae Sing

## Father's Day Stall

Thank you to our P&C for organising our annual father's day stall. There were lots of exciting purchases made. Thank you to the community members who worked behind the scenes and at the stall to ensure our students were able to purchase gifts.

Thank you to our families for supporting our P&C by purchasing items from the stall.



# KS SUPERSTARS!

Wow! Can you believe we are half way through term 3 of kindergarten? Here are some snaps of the fun and exciting things we've celebrated so far this term.



We celebrated 100 days of kindergarten!



We got to make some yummy, healthy sandwiches for PDH.



We dressed up as our favourite book character for the book parade.




# KS LITERACY!



*We love reading and listening to others read.*





*Reading group rotations.*



*We have been learning about informative texts. So far this term we have written interesting facts about cows and pigs!*



# KS NUMERACY!



*We have been learning about subtraction.*



*We have also been learning about area.*




# KF

What an amazing learning journey it has been in KF so far this year.



We learnt to form letters early in the year by practising every day.



This term we can form those letters on lines.

Some of our literacy activities that help us to spell and practise sight words.



Sometimes our older peers come to help us and share in our learning.

Some maths lessons are very practical, like finding out who is taller or shorter, while others make towers to find out who has the taller tower.





Is our fairy bread cut in half?



We can count to 100 by making towers of 10 and add by counting the number of apples on the tree.



We love to celebrate our learning with our Kindy friends.



The 2019 Book Parade was amazing!



## MINCHINBURY PUBLIC SCHOOL

202 McFarlane Drive Minchinbury 2770  
Telephone: 9832 1488 Fax: 9832 1713  
Email: [minchinbur-p.admin@det.nsw.edu.au](mailto:minchinbur-p.admin@det.nsw.edu.au)  
Web site: [www.minchinbur-p.schools.nsw.edu.au](http://www.minchinbur-p.schools.nsw.edu.au)  
Principal: Rebecca Webster

---

### Before School

Dear families,

There are two areas supervised by teachers from 8.30am until 9am. These are Area A (in front of the canteen) and the COLA (where we have Monday morning lines). There are no other teacher supervised areas before the 9am bell rings.

We have spoken to all of our students about staying in these areas only before the 9am bell rings.

Please assist us by guiding your students to these areas. Students are not to be waiting in front of classrooms or other teacher unsupervised areas before the bell rings. This includes, even if parents/carers are sitting with the students. Parents/carers may choose to sit down in front of a classroom. However, the students are to be in Area A or the COLA before the bell rings.

If a teacher directs your child to the appropriately supervised areas, please assist us by encouraging your child to move to the teacher supervised areas. Of course, you may sit with your child in Area A or under the COLA.

Thank you for assisting us to support the safety and wellbeing of your children.

All students to be in Area A or the  
COLA from 8:30-9am.  
Thank you!

Rebecca Webster  
Principal  
27 August 2019

*At Minchinbury Public School we are a motivated and respectful community of learners.*



## MINCHINBURY PUBLIC SCHOOL

202 McFarlane Drive Minchinbury 2770  
Telephone: 9832 1488 Fax: 9832 1713  
Email: [minchinbur-p.admin@det.nsw.edu.au](mailto:minchinbur-p.admin@det.nsw.edu.au)  
Web site: [www.minchinbur-p.schools.nsw.edu.au](http://www.minchinbur-p.schools.nsw.edu.au)  
Principal: Rebecca Webster



### 2020 Kindergarten Enrolments

Dear families,

Enrolments for students who will be in Kindergarten in 2020 are now open.

Any family who has a child who will be starting Kindergarten next year is encouraged to come to the office and complete an enrolment form.

Some families in our community who will be starting a child at school for the very first time, may be unaware enrolments are now open. If you know of a family who may be in this position, please encourage them to contact our school office for information about enrolling.

Although Kindergarten students do not start at Minchinbury Public School until the beginning of next year, we have a transition to Kindergarten program happening at the beginning of term 4 for these students. To be able to invite these children to attend these important sessions, we need to know they will be coming to MPS next year.

We also need to be preparing for the number of students starting next year. It is important we know this well ahead of time so we can allocate the appropriate teachers and resources to support these students.

If you have a child in your family who will be starting Kindergarten next year or you know of a family who will be starting Kindergarten next year, please fill out the slip below and return it to the office.

Thank you for your assistance with this.

Rebecca Webster  
Principal  
27 August 2019

---

### 2020 Kindergarten Enrolments

I have a child who will be starting Kindergarten in 2020.

- I have completed an enrolment form and given it to the MPS office staff.
- I have not completed an enrolment form and given it to the MPS office staff.

Child's name:

\_\_\_\_\_

Parent/Carer's name: \_\_\_\_\_ Contact number: \_\_\_\_\_

*At Minchinbury Public School we are a motivated and respectful community of learners.*



## MINCHINBURY PUBLIC SCHOOL

202 McFarlane Drive Minchinbury 2770

Telephone: 9832 1488 Fax: 98321713

Email: [minchinbur-p.admin@det.nsw.edu.au](mailto:minchinbur-p.admin@det.nsw.edu.au)

Web site: [www.minchinbur-p.schools.nsw.edu.au](http://www.minchinbur-p.schools.nsw.edu.au)

Principal: Ms Rebecca Webster

---

### **2019 The *Partners in Learning* Parent Feedback Survey**

Each year, our school participates in the *Partners in Learning* parent survey (also known as the Tell Them From Me Survey). The survey asks parents and carers questions about different factors that are known to impact on student wellbeing and engagement.

Running this survey will help our school understand parents' and carers' perspectives on their child's experience at school. These include: communication between parents/carers and staff, activities and practices at home and parent/carer views on the school's support of learning and behaviour. This valuable feedback will help our school make practical improvements.

The survey is conducted online at home or on public computers. The survey will typically take 15 minutes or less to complete and is completely confidential. The parent survey will be conducted between **29 August and 23 September**. Participating in the survey is entirely voluntary, however, your responses are very much appreciated.

**To participate please enter the following URL:**

**<http://nsw.tellthemfromme.com/mps2019>**

I am encouraging as many families as possible to participate in this survey. This valuable feedback will help our school make practical improvements.

It is preferable for you to complete this survey online, however, I have attached a paper copy of the survey. I am keen to have as many families as possible complete this survey. If you would prefer to complete this survey on paper and then return it to the office, I would appreciate you taking the time to do this.

I want as many families to complete this survey as possible. You will notice a number at the top of the survey. The only reason for the number is so that you do not receive additional copies of the survey if you have already returned it to the school.

I was recently contacted by the writers of this survey and asked why Minchinbury Public School had such a high response rate compared to other schools. A couple of the reasons that I stated were that I hoped the community knew that:

- a) The school would listen to our community.
- b) If there is something that can be added, altered or even removed to make the schooling experience better for our students, then we need community members to speak up.

If you have any questions about this survey, please feel free to contact me through the school office on 9832 1488.

More information about the survey is available at: <http://surveys.cese.nsw.gov.au/information-for-parents>

Principal

29 August 2019

*At Minchinbury Public School we are a motivated and respectful community of learners.*



Fact sheet

# SNAPCHAT (For parents)



Follow us:



@ThinkUKnow\_Aus



facebook.com/ThinkUKnowAustralia

## What is Snapchat?

Snapchat is an application which is free to download on iOS and Android devices that allows users to send images and videos ('snaps') to each other. Snaps can be viewed for up to 10 seconds before they 'dissolve'.

Operating the app requires use of the device's data plan or a wireless internet connection. Images can be drawn on using a whiteboard-style tool and can be given a caption. Snapchat also gives users the ability to put special effect filters and emojis over images or videos to create different looks or themes.



## What is the age restriction for Snapchat?

The age classification for Snapchat is 13 years and over, although much of the content may be inappropriate for that age group. If children under the age of 13 sign up for an account they are given access to 'SnapKidz' which is a limited version of the app where users are not able to send images to other users. It is important to note that these classifications are set by the app's creator and are not overseen by an independent body.

## How are kids using Snapchat?

Snapchat is used by many young people to connect with their friends and to send photos to each other. However, Snapchat can be used for inappropriate purposes and it is important to sit down with your child and explain to them that it is not okay to share images that are rude, offensive or sexualised.

## Should I be worried if my child is using Snapchat?

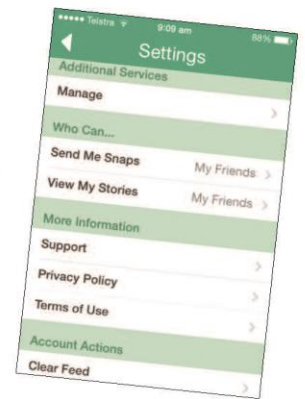
Any application when used incorrectly has the potential to cause harm. It is important that you communicate openly with your child about how they may be using an application and the legal and ethical ramifications of inappropriate use. Children and young people also need to be aware of the risks of communicating with people they don't know via any mobile application.

## Does an image really delete on Snapchat?

There are many ways an image can be saved, even on Snapchat. iOS and Android devices have a feature which allows the device to take a photo of what is on the screen (screenshot). Snapchat notifies the sender if an image they have sent has been captured, however there are also other ways images can be saved without the sender being notified, so it is important to encourage children to think before they send a snap.

## What are the privacy settings on Snapchat?

Snapchat has limited privacy settings so it is important to monitor your child's usage of the application. One privacy setting that is available is the ability to restrict who can send your child photos or videos, 'snaps'. This can be enabled by going into the **Settings** menu, select **'Who can send me snaps'**, then select **'My friends'**. This will ensure that only users in your child's contact list can send images.



It is important to read the Snapchat privacy policy as it provides information about how the images and videos are stored and used. Users need to be aware that Snapchat has the right to reproduce, modify and republish photos and videos, and save them to the Snapchat servers, particularly in relation to the 'Live Story' feature.

## Is Snapchat a 'safe sexting' application?

It is important to know that there is no such thing as 'safe sexting' and Snapchat is no exception. Young people need to be aware that as soon as they send an image they have lost control over where it ends up. Sending sexually explicit images of someone under the age of 18, with or without their permission, could be an offence under State and Commonwealth legislation.

## What are the potential problems with Snapchat?

Sharing images that are rude, offensive or sexualised can see young charged under State and Commonwealth legislation which carries serious legal consequences. Ethically, young people need to be aware of the impact that their online behaviour has on their reputation and others.





Fact sheet

# SNAPCHAT (For parents)



Follow us:



@ThinkUKnow\_Aus



facebook.com/ThinkUKnowAustralia

Sexting is commonly defined as the sharing of sexualised or naked images via the internet or mobile phone, this includes mobile applications like Snapchat. Children and young people need to realise that as soon as that image is sent they have lost control of it. It is possible that images shared privately between people on social networking services could end up elsewhere online. Taking, sending and saving these sorts of images can also constitute child pornography offences and can have long term legal ramifications on a child's future.


If these images become public, the child in the image can be subject to bullying and cyberbullying. This may happen face-to-face at school or even online with people posting and sharing the image on social networking sites or through instant messenger applications. It is important that parents and carers are aware of the issues associated with various apps and websites so that they can openly communicate with their child about safe and responsible use.

## How do I delete my child's Snapchat account?

After talking with your child about the ethical use of Snapchat and your family's rules around technology, you may feel it's appropriate to delete the Snapchat account.

Open discussions are vital in ensuring your child understands their responsibilities when using technology. Removing technology from your child when they have used it inappropriately is not the best response as it may lead the child to access technology through other means making it more difficult to monitor, supervise or support them if something goes wrong.

However, in some cases it is necessary for a parent to delete an account. To do this, you need to go to <https://support.snapchat.com/delete-account> and enter your child's account username and password. If you do not have your child's password you can submit a deletion request to Snapchat.



[thinkuknow.org.au](http://thinkuknow.org.au)





## Notes home

Date	Grade	Title of note
22 August	All students	Father's Day Stall
22 August	All students	MPS Student Conferences
22 August	All students	NRMA Science and Road Safety Day
27 August	All students	Before School
27 August	All students	Partners in Learning Parent Feedback Survey

Notes sent home will have a deadline for payments and for notes to be returned to the school. No payments or notes will be accepted after the deadline has passed. If you will not be able to meet the deadline and wish your child to be involved in the 'note activity' you must contact the office **BEFORE** the deadline has passed.



**Your Health Link Photographic Competition**

**NOW OPEN**  
GREAT PRIZES TO BE WON

Competition Theme  
**HEALTHY LIFE HEALTHY YOU**

Categories and Awards

- Primary and High School
- Eating the Rainbow
- Mobile
- Open
- People's Choice
- Program Cover Award

Competition closes 13 October 2019

[yourhealthlinkphotocomp.com.au](http://yourhealthlinkphotocomp.com.au)



# PBL

This fortnight's Behaviour Focus is:

**Placing our Rubbish in the**

**Bin**

# FAMILY FUN DAY

at the  
NSW Parliament  
October School  
Holidays!

FRIDAY  
11 OCTOBER  
10 am to 3 pm

MEMBER  
FOR A DAY

## ***Member for a Day: What would you say?***

**Free fun educational activities at  
Australia's oldest Parliament for  
children from 4 to 12 years.**

Follow the children's trail; enter the guessing competition, participate in the arts and crafts; visit the historic legislative chambers and places rarely open to the public; give your first speech as a Member of Parliament in the chambers; be entertained by roving musicians.

## **FREE ENTRY**

### **Activities**

10.00 am to 3.00 pm

### **Location**

6 Macquarie Street –  
opposite Martin Place

**The public café  
will be open.**

Sausage  
Sizzle  
**\$3.00**  
per person



**FREE ENTRY** • All Welcome  
E: [dps.education@parliament.nsw.gov.au](mailto:dps.education@parliament.nsw.gov.au)  
[www.parliament.nsw.gov.au](http://www.parliament.nsw.gov.au)  
Parliament of New South Wales,  
6 Macquarie Street, Sydney

**GROUP BOOKINGS FOR  
10 OR MORE ESSENTIAL  
9230 2047**

# MPS Notifications

## MPS School Gates

Our school gates will be closed during the day for the safety of our students.

Back gate: Open at 8.20am. Closed and locked at 9.15am. Opened at 2.40pm.

Front gate: Open at 8.15am. Closed but not locked at 9.20am. Opened at 2.40pm.

**Please note that the car park is only to be used by staff members. Families dropping their children at school are not to do so in the staff car park. This is for Work Health and Safety reasons.**

**Please do not walk with your child/children through the staff car park. We have two gates at the front of the school – one with stair access and one with ramp access.**

## Road Safety – Bus Stop and Stopping Zones

Please pay attention to the road rules and signs outside of our school gates.

There is an area at the front of the school for families to drop students off.

Please do not drop students off next to the grey metal fence. This is not safe. Drive further up the road so that when students open the door they are able to step straight on the footpath rather than be on the road.

There is a bus stop across the road from the front gate. Please do not park in the bus stop.



## How To Install Skoolbag On Your Smartphone

### For iPhone and iPad users:

1. Click the "App Store" icon on your Apple device.
2. Type your school name in the search, using suburb name will help.
3. You will see your school appear, click "Get" then "install".
4. The app is FREE to download.
5. When installed click "Open"
6. Select "OK" to receive push notifications, when asked.
7. Click the "More" button on the bottom right of the App, then "Setup".
8. Toggle on the Push Categories that are applicable for you by tapping the on/off switch.



### For Android users:

You must first have signed up with a Google Account before installing the app.

1. Click the "Play Store" button on your Android Device
2. Click the magnifying glass icon at the top and type in your school name, using suburb name will help.
3. Click the school name when it appears in the search.
4. Click the "Install" button.
5. Click "Accept" for various permissions (please note, we do not modify any of your personal data on your device).
6. Click "Open" when installed.
7. Click the "More" button on the bottom right of the App, then "Setup".
8. Toggle on the Push Categories that are applicable for you by tapping the on/off switch.



Please Note: Some brands of Android phones need the setting in "Notification Manager" changed to "Allow" instead of "Notify" in order for the push notifications to work. The phone must also be running at least version 4 system software to run the app.

### For Windows 8.1 Phone and Windows 8.1 or 10 device users:

1. Go to the Windows Store on your 8.1 Windows Phone or Windows 8.1/10 Device
2. Search for "Skoolbag" in the keyword app search
3. Install the Skoolbag app
4. Find your school either by using the keyword search or location service.
5. Click the "Pin" icon to pin the school tile to your Windows Phone home screen.
6. Click the "More" button on the bottom right of the App, then "Setup"
7. Toggle the Push Categories that are applicable to you by tapping the on/off switch.

Please Note: The Skoolbag Windows App is for 8.1 version Windows Phones, or Windows 8.1 and 10 devices.

