



# Minchinbury Public School

27 October 2020

202 McFarlane Drive  
Minchinbury, 2770

Principal: Miss Webster

<https://www.facebook.com/minchinburyps>

[www.minchinbur-p.schools.nsw.edu.au/](http://www.minchinbur-p.schools.nsw.edu.au/)

**26 October – 30 October: Parent/Teacher Interviews via phone**

## Principal's Message

### Parent/Teacher Phone Interviews

This week, our parent/teacher interviews are being held via phone. Thank you to all staff and community members for accommodating this change. Of course, we would rather see our community face-to-face. However, we need to do everything that we can to keep everybody safe and healthy. If you have any questions about this, please don't hesitate to contact our friendly office staff on 9832 1488.

### 2021 Kindergarten

If you have, or know of, any children who may be attending MPS next year in Kindergarten, please contact our school office. We are currently preparing Kindergarten information.

Due to current restrictions, we are unable to hold our Kindergarten transition and orientation program as we normally would. The families joining us next year have been sent information via email. I have included that information in this newsletter.

All of our 2021 Kindergarten students and their families must have an enrolment interview before beginning school. Enrolment interviews are being held between 2 November and 13 November. Information on how to book an interview has been emailed to families and is included in this newsletter. Please feel free to book your interview time now.



*Miss Rebecca Webster*  
*Principal*

A parent made a donation to our school for the Year 6 Farewell. Why? Because she thought that 2020 had been a tough year for the students and wanted to contribute a little extra for the students! This is why Minchinbury is such a great place to be.

# Minchinbury Public School Pride Moments

We have been upgrading our learning environments. Some learning environments have been upgraded over the last couple of years. Some have just had a 'face-lift'.

The upgrade of classrooms is based on the variety of learning styles that children utilise and prefer. All teachers who have had upgraded classrooms have engaged with professional learning about the ways in which the classroom can be utilised to maximise the learning of the students. No two classrooms that have been upgraded look the same. They have been constructed based on the needs of the students in the classroom.



1/2B, 1T

3S, 1V





# Minchinbury Public School Pride Moments

## 2021 School Leader Elections

It's time for our students to elect their 2021 school leaders. This year, we have another wonderful group of students standing for leadership positions. On Thursday 5 November, the nominees will have their speeches presented to the Year 2 to Year 5 students. The Year 2 to Year 5 students will then vote for their leaders for 2021. We wish all of the nominees all the best.

<u>Boy Nominees</u>	<u>Girl Nominees</u>
William Allen Kody Baxter Callum Davis Sam Haunga Michael Khalil Kaynon Kwan Alessandro Maestrale Rohaam Mishra Jerome Palaki Talyn Pale-Eli Thomas Smith-Frail Logan Swain	Melis Bilgic Maddison Briffa Isabella Brooke Reizalee Del Rio Ceylin Diler Ecrin Diler Aleah Fabiano Goldie Hutchinson Peyton Maybury Summer Thompson Alara Turkkan Jordan Vella

Our candidates have created posters for students to look at and consider. These will be displayed until election day.





# Minchinbury Public School Pride Moments





A small sample of some  
of our artwork this year.







When working with Mrs Hayes earlier this year, we completed art work that was based on the work of Aboriginal artist Louise Numina.



At the end of Term 3 we completed our writing by using rhyming couplets. This is an aspect of poetry where every line needs a set number of syllables and the final words rhyme together.

Here are some examples that we produced:

Summer is my favourite season.

I love chilling, that's my reason. (Tiana)

My pet monster is terribly shy

To me you are like a star

But his smell can make you cry. (Shreyansh)

That I can see from afar. (Sylvia)

My favourite subject is history

and when I learn it becomes a mystery. (Ofeina)

My pet monster has a runny nose

and the hair from his nostrils just grows and grows. (Alessandro)



# STRONG REFLECTIVE LEARNERS



5/6P








Reflecting on and sharing what we have MASTERED and what we need to work on each and every lesson.



Using success criteria we know how to grow as learners



Always knowing what comes next!



"We aim for the moon because even if we miss we are among the stars"





But like anything in life it is  
important to smile and have fun  
while we do it!







## ES1 Term 4 Overview

Welcome to Term 4!

We have a motivated team of teachers eager to educate our students – Miss Dimond KD, Mrs Fisher KF, Miss Somi KS, Mrs Pajak and Mrs Vasek KP. Our Early Stage 1 Assistant Principal is Miss Dimond.



### KLA Overview

Below is a brief overview of the content that will be studied in each KLA in Term 4:

#### English:

This term, the concept explored will be, personal response to text. Students will be exposed to quality picture books while exploring the sequence of narratives.



Students will continue the 'Get Reading Right' phonics program. This term our focus phonemes will be: ck, ng, qu, x  
And our focus camera words include: away, see, very, look, once, we.

To support the explicit teaching of reading and writing in the early years, modelled, guided and independent reading, writing, phonics, speaking and listening lessons are embedded in daily literacy sessions.



#### Mathematics:

This term, we will continue focusing on whole number, addition and subtraction. The students will be learning to use strategies such as; friends of ten, doubles, counting on and counting back. We will also cover, Multiplication & Division, Volume & Capacity, Fractions, 3D Space, and Money.

#### History:

Students will explore present and past family life. Students will be answering questions such as; what is my history and how do I know? How can stories of the past be told and shared?

#### Science:

This term, students will be exploring the material world. Students will be investigating natural and processed materials. Students will identify that objects are made from materials that have observable properties, and that these properties influence their design and use.

#### Technology:

Students will have technology lessons with Mrs Booth. They will be learning how to type and use the different functions of a laptop. Students will be using this fundamental knowledge to assist them as they use technology in their classrooms.

#### PD/H/PE:

Students will participate in a weekly gymnastics program. Gymnastics coaches will attend Minchinbury PS and run these sessions. Students will be learning foundation gymnastic skills. As part of our Health program, the students will be focusing will be learning about safety and how to stay safe through the child protection unit.

#### Seesaw:

The Kindergarten teachers love Seesaw! Please refer to Seesaw to keep updated on our term 4 learning journey.



Kind Regards  
The ES1 Team

*At Minchinbury Public School we are a motivated and respectful community of learners.*





## Stage 1 Term 4 2020 Overview

Welcome to Term 4! We would like to thank your continued support throughout the year.

We have a motivated team of teachers eager to educate our students – Mrs Cassandra Williams 2W, Miss Dragana Ogorelica 2O, Miss Natalie Terrazzolo 2T, Mrs Linda Bartlett 1/2B, Miss Sara Thomas 1T, Miss Hayley Fulton 1F, Mrs Jessica Vyse (Mon, Tues) and Mrs Melissa Bell (Wed, Thurs, Fri) 1V. Our Stage 1 Assistant Principal is Miss Hayley Fulton.

### KLA Overview

Below is a brief overview of the content that will be studied in each KLA in Term 4:

#### **English:**

This term, the concept explored will be, exploring ethical issues through texts. Using persuasive texts students will be looking at what language choices and devices authors use to explore ethical issues. How authors use imaginative texts to explore ethical issues and why it is important to be able to distinguish fact from opinion. How we can justify our opinions with facts and evidence.

Students will develop an understanding that spoken, visual and written forms of language are different modes of communication with different features and their use varies according to the audience, purpose, content and cultural background.

Students will create short persuasive texts using knowledge of text structures and language features.

In handwriting, students will be taught handwriting skills, including using letters of consistent size and shape.

Students will continue the 'Get Reading Right' phonics program. Year 1 students will develop their knowledge of phonics including ('oo', 'ew', 'ue', 'u\_e'), ('ou', 'ui'). Year 2 students will further develop their phonemic awareness through practising multiple representations of the same sound such as 'c', 'ce', 's', 'se', 'ss', 'u', 'oo', 'ar', 'a', 'ir', 'er', 'ear', 'ur', 'or', 'au', 'aw', 'ai', 'ore', 'air', 'ear', 'are', 'ere', 'dge', 'ge' and 'g'. All students will continue to develop their vocabulary through our stage spelling program which incorporates common words, common words and words specific to the 'Get Reading Right' phoneme focus.



To support the explicit teaching of reading and writing in the early years; modelled, guided and independent reading, writing, phonics, speaking and listening lessons are embedded in daily literacy sessions.

*At Minchinbury Public School we are a motivated and respectful community of learners.*



**Mathematics:**

This term, we will focus on whole number, multiplication, division, patterns and algebra and halves money. The students will continue to familiarise themselves numbers to 100 and beyond 100, friends of 10 and 20, doubles and near doubles

In Term 4 we will also cover area, mass, position, 2D and 3D shapes.

**Geography:**

This Semester, Stage one students will be exploring the geography unit called 'Features and Places.' Students will be learning about what are the features of and the activities in different places. They will also learn about how we care for places and how spaces within a place be used for different purposes.

**Science:**

This term, students will be exploring our Physical World – Forces and Energy in Products. We will focus on the identification of light, sounds and heat energy, and how they are sensed and produced. Students will develop their understanding of forces and energy and how these can be used for specific purposes in products. Students will explore how technologies use force to create movement in products. They will design and develop a product the uses one or more forms of energy to create change.

**Music:**

Students will have music lessons with Mrs Booth and Mrs Anderson. They will be learning about the concepts of pitch, duration and tone. Students will be involved in learning experiences that will

allow them to sing, play, move and organise sounds.

**PE:**

Students will participate in a weekly sport Gymnastics program every Wednesday. They need to wear their purple shirt on this day.

**Seesaw:**

Seesaw is a free application used at Minchinbury Public School. Seesaw is a digital platform that allows teachers to communicate with families and keep them in the loop on the learning that their child is doing at school. If you have not already connected, please ask your child's teacher for an invite.

**Assemblies:**

Due to Covid, Stage 1 will receive merit awards every fortnight in the classroom. This term, distribution of our awards will fall on odd weeks.

**Scripture**

Stage 1 students attend scripture every Wednesday after recess. Scripture classes are determined by your family preference on their enrolment.

*At Minchinbury Public School we are a motivated and respectful community of learners.*

### Library Days

Students need to bring their library bag on these days. Books can only be borrowed when students have a bag.

2T – Monday

2W – Tuesday

2O – Tuesday

1/2B – Thursday

1V – Wednesday

1T – Wednesday




1F – Tuesday

Kind Regards  
The Stage 1 Team

*At Minchinbury Public School we are a motivated and respectful community of learners.*



# Term 4 – Stage 2

Monday	Tuesday	Wednesday	Thursday	Friday
Library lesson – 3H, 3S, 3/4W, 4C and 4F  Music Lesson – 3H, 3S, 3/4W, 4C and 4F	PE lesson – 4F	PE lessons – 3S, 3H, 3/4W and 4C  Scripture – for all Stage 2 students		PSSA / Sport – for all Stage 2 students <i>(purple sport shirt for all Stage 2 students)</i>
<b>Stage 2 teachers</b> Miss He – 3S Mrs Barker – 3H Ms Wignell – 3/4W Mrs Corbett – 4C Mr Fitzgerald – 4F <i>(Assistant Principal)</i>			<b>Seesaw</b> Parents and carers are encouraged to download the free app called Seesaw. Your child will have the opportunity during class to post samples of their work. Your child’s classroom teacher may communicate messages about upcoming events or your child’s learning through this app.  <b>Seesaw</b>	
<b>English</b> English includes reading, writing, speaking, listening, spelling, handwriting, grammar and reflecting.   In Term 4, students will be learning to write informative texts and learning to navigate and respond to informative texts.			<b>Mathematics</b> Lessons in addition & subtraction, multiplication & division, fractions & decimals and patterns & algebra will be taught every week of the term.   Students will also undertake a range of individual and group learning activities for the following topics: <b>volume and capacity,</b> <b>position, mass and angles.</b>	
<b>Other Key Learning Areas</b> Students will undertake learning in science on the topic of Earth and Space.  For geography, students will be studying the topic of <b>Places are Both Similar and Different.</b>  For PDH, students will be learning about <b>Drug Education.</b> For PE, students will be learning dances and games from cultures from around the world.  Weekly lessons in music, drama and visual arts will be taught by support teachers.			<b>Reports</b> Teachers are working hard to write Semester 2 reports for their students. This year we will be using a new report template that provides parents with a deeper, more comprehensive overview of student academic achievement.  Reports will be sent home with students on Thursday 10 December.	
<b>Contacting us</b> Feel free to contact the office (9832 1488) to speak with your child’s classroom teacher about his/her learning or wellbeing.  <b>Mr Fitzgerald</b> <b>Stage 2 Assistant Principal</b>				



## Stage 3, Term 4 Overview

Welcome back to an exciting term at Minchinbury Public School.

We continue to thank you so much for your understanding and patience throughout what has been a challenging time for everyone in the community. We hope to celebrate many special events with you this term.

### Key Learning Area Overview

Below is an overview of the content that will be studied in each KLA in Term 4:


#### English

The unit of study this term is *Bias in Texts*. This unit will involve students reading and viewing a range of texts and examining the bias within a text. The unit will also include opportunities for students to produce biased and unbiased written texts.

Modelled, guided and independent reading, writing, spelling, grammar and punctuation, speaking and listening lessons are embedded in daily literacy sessions.

#### Mathematics

The Mathematics K–10 Syllabus is organised into the three content strands with the components of Working Mathematically integrated into these strands. The mathematics strands include: Number and Algebra; Measurement and Geometry; and Statistics and Probability.



Problem Solving across the strands will be a key focus for all Stage 3 students throughout the year.

Term 4 will also be a time for teachers to revise concepts that students found difficult and challenging.

#### Geography

We continue our unit of study for the second semester in Stage 3- *Factors That Shape Places*. This unit presents a learning sequence for students to develop their geographical inquiry skills by investigating how people change the natural environment.

#### PD/H/PE

'Drug Education' is the key focus in PD lessons for Term 4. This involves students learning how to identify actions that positively influence the health, safety and wellbeing of their community

PE lessons and school sport remain an integral part of our weekly physical education program. This term, students will be participating in lessons focussed on 'Cultural Games and Fair Play'.





### Science

The unit of study for Term 4 is *Earth and Space*. This unit involves students learning about Earth and the Solar System. It also involves learning about natural disasters on Earth.



### Homework

Weekly homework tasks are set for all students who opt in, in Stage 3. The homework may be modified by the classroom teacher to suit the learning needs of individual students. If you have any questions or concerns about your child's homework please see the class teacher.

### Seesaw

All classes will publish some of their work on the app, Seesaw. Parents are encouraged to download the app so that you can be a part of your child's learning journey.



### Year 6 Shirts for 2021

Year 5 students have had the opportunity to try on shirts for sizing for 2021. A note will be sent home in Week 3 for ordering Year 6 shirts for 2021. All students will receive a free Year 6 shirt. On the note, will be a section for you to specify how many other Year 6 shirts your child will need.

### Big events this term

**Thursday 15 October** Year 6 photo day

**Thursday 22 October** Book week Dress up Day

**Monday 26 October** Parent/Teacher Interview Week begins (via phone)

**Thursday 5 November** Girls' Prefect Speeches

**Friday 6 November** Boys' Prefect Speeches

**Thursday 26 November** Stage 3 Honour Assembly

**Friday 27 November** House Captain Elections

**Wednesday 9 December** Year 6 Farewell

**Thursday 10 December** Reports home

**Monday 14 December** Stage 3 Presentation Assembly

**Wednesday 16 December** MPS Celebration Day

**Wednesday 16 December** Year 6 Graduation

### Questions/Issues

If at any stage in the year you would like to speak to your child's classroom teacher, please phone the school on 9832 1488 to arrange a meeting.

**Mrs Troy**

**Stage 3 Assistant Principal**



## MINCHINBURY PUBLIC SCHOOL

202 McFarlane Drive Minchinbury 2770  
Telephone: 9832 1488 Fax: 9832 1713  
Email: [minchinbur-p.admin@det.nsw.edu.au](mailto:minchinbur-p.admin@det.nsw.edu.au)  
Web site: [www.minchinbur-p.schools.nsw.edu.au](http://www.minchinbur-p.schools.nsw.edu.au)  
Principal: Rebecca Webster

26 October 2020

### Kindergarten 2021

Minchinbury Public School is looking forward to welcoming 2021 Kindergarten students and their families to our wonderful school.

This year due to COVID-19, current guidelines by the NSW Department of Education stipulate non-essential visitors are not allowed on site. The usual school tours, transition sessions and parent information sessions are cancelled and will not be rescheduled at this time.

Due to these guidelines, we have created a 'Transition Pack' and will be using the app, Seesaw to help transition children into Kindergarten in a positive way.

Seesaw will be used as our main platform for communicating updates, news and information to our 2021 Kindergarten families. Further information on how to access and use Seesaw will be distributed at your child's enrolment interview.

The next step is to book an enrolment interview. At this interview we love to meet our new Kindergarten children. Please follow the instructions to book an interview online. For your interview we simply ask that you bring yourself, your child and a big smile.

At this interview you will receive information that will assist you and your child to have a smooth transition into our Minchinbury Public School family.

If you have any questions, please don't hesitate to contact our lovely office staff on 9832 1488 or email [minchinbury-p.school@det.nsw.edu.au](mailto:minchinbury-p.school@det.nsw.edu.au)



*DDimond*

Danielle Dimond  
Assistant Principal

*RWebster*

Rebecca Webster  
Principal

*At Minchinbury Public School we are a motivated and respectful community of learners.*





## MINCHINBURY PUBLIC SCHOOL

202 McFarlane Drive Minchinbury 2770  
Telephone: 9832 1488 Fax: 9832 1713  
Email: [minchinbur-p-admin@det.nsw.edu.au](mailto:minchinbur-p-admin@det.nsw.edu.au)  
Web site: [www.minchinbur-p.schools.nsw.edu.au](http://www.minchinbur-p.schools.nsw.edu.au)  
Principal: Rebecca Webster

### How to book your Enrolment Interview

**NOTE:** Information entered into this booking system is outside of the school's network and therefore under the privacy information policy of the website sobs.com.au – their policy states that they will not disclose this information to any other party, and nor will the information be used for any other purpose than managing these interviews.

1. Visit <https://sobs.com.au/pt3/parent.php?schoolid=1487>

2. Type in your email address

3. You may choose from a number of security options.

Then click on 'Next'.

4. Enter your name and contact details.

Then click on 'Save'.

5. Click on 'Add a student'.

6. Enter your child's full name and select enrolment from the drop down menu

Then click on 'Save'.

7. Click on '2021 Kindergarten Enrolment Interviews'.

8. Your child's name appears as 'booking for...'

To book an appointment, click on an available time slot.

Then click on 'save'.

11. A screen will display showing the name and year of your child. Underneath your child's name is the date, time that you have booked for an enrolment interview.

You will have the option of emailing or printing your interview booking time. If you select the email option the schedule is sent to the email address you initially entered

Danielle Dimond  
Assistant Principal  
26 October 2020

Rebecca Webster  
Principal



## Placement in selective high schools for Year 7 entry

in **2022**

### Information for applicants

Thinking of applying for  
a government selective  
high school for Year 7  
in 2022?

You must apply online at:

[https://education.nsw.gov.au/  
public-schools/selective-high-  
schools-and-opportunity-  
classes/year-7](https://education.nsw.gov.au/public-schools/selective-high-schools-and-opportunity-classes/year-7)



### Key Dates

Application website opens:  
**13 October 2020**

Application website closes:  
**16 November 2020**  
You must apply before this date.

Test centre and test authority advice  
released:  
**25 February 2021**

Selective High School placement test:  
**11 March 2021**

Placement outcome information released:  
**2 July 2021**

Please read this booklet carefully before  
applying.

---

From this year, you will be able to log  
into your application to send and  
receive messages and notices.

---

There may be changes to the procedures  
in this document. Check the website at  
[education.nsw.gov.au/shs-oc](https://education.nsw.gov.au/shs-oc) regularly for  
updates throughout the application and  
placement process.

Please check the website for information  
before you contact the Team.

The Selective High Schools placement process for Year 7 entry is administered by the High Performing Students Team. It is referred to as 'the Team' in this document.

#### Contact Details:

High Performing Students Team, NSW Department of Education  
Email: [ssu@det.nsw.edu.au](mailto:ssu@det.nsw.edu.au)  
Telephone: 1300 880 367  
Postal Address: GPO BOX 33, SYDNEY NSW 2001

#### Facebook:

[https://www.facebook.com/groups/  
7775106301086/](https://www.facebook.com/groups/7775106301086/)



# Intention to apply for Year 7 placement in a selective high school in 2022

Dear Parent/Carer

Selective high schools cater for academically gifted students with high potential who may otherwise be without sufficient classmates at their own academic standard. Selective high schools help these students to learn by grouping them with students of similar ability, and by using specialised teaching methods.

Applications for selective high school placement are considered mainly on the basis of the Selective High School Placement Test results and school assessment scores. The Selective High School Placement Test will be held on Thursday 11 March 2021.

If you would like to have your child considered for Year 7 selective high school entry in 2022, you need to apply on the internet using a valid email address (not the student's email address).

Detailed instructions on how to apply online will be available in late September 2020 at <https://education.nsw.gov.au/public-schools/selective-high-schools-and-opportunity-classes/year-7>.

The application website opens at that link on 13 October 2020 and closes on 16 November 2020. You must apply before the closing date.

There are no paper application forms. If you do not have internet access, you could apply at a public library. If you have a disability that prevents you from using a computer, you can contact the Team for assistance after 13 October 2020.

You must submit only ONE application for each student.

**The tear-off slip below is not an application and the school cannot apply on your behalf.**

Yours sincerely

Principal

Cut along the dotted line and return the completed slip below to this school by \_\_\_\_\_.

**THIS IS NOT AN APPLICATION FOR ENTRY TO A SELECTIVE HIGH SCHOOL.**

This is a notice to your primary school only that you intend to apply.

TO APPLY YOU WILL NEED TO REGISTER AND THEN APPLY THROUGH THE HIGH PERFORMING STUDENTS WEBSITE:

<https://education.nsw.gov.au/public-schools/selective-high-schools-and-opportunity-classes>

----- Cut here and return the note below to the school -----

## Intention to apply for Year 7 placement in a selective high school in 2022

Student's name: \_\_\_\_\_ Class: \_\_\_\_\_

I intend to apply for selective high school entry in Year 7 in 2022 through the High Performing Students website between 13 October 2020 and 16 November 2020.

Signature of parent/carers: \_\_\_\_\_

**THIS IS NOT AN APPLICATION FOR ENTRY TO A SELECTIVE HIGH SCHOOL.**

This is a notice to your primary school only that you intend to apply.

TO APPLY YOU WILL NEED TO REGISTER AND THEN APPLY THROUGH THE HIGH PERFORMING STUDENTS WEBSITE:

<https://education.nsw.gov.au/public-schools/selective-high-schools-and-opportunity-classes>



Dear families,

This year, children have been harnessing their creativity and imagination more than ever – so we wanted to create something special and unique that would give them more opportunities to learn and to give them a platform to showcase their talents with the chance to win amazing prizes.

Launching Monday, 9th November, Camp Australia brings to you **Your Creative Kids** – a week filled with creative experiences to help bring out your child's imagination through a variety of artforms. **Your Creative Kids** will run for the full week in all of our Outside School Hours Care services across Australia.

Complementing **Your Creative Kids** will be **The BIG Art & Expression Competition** where children can showcase their creative skills to a nationwide audience. The competition is open to all registered families and, if you're not registered yet, registration is free!



**To register free and book**

simply visit [pp.campaaustralia.com.au](http://pp.campaaustralia.com.au)

and then visit [campaaustralia.com.au/bigartcomp](http://campaaustralia.com.au/bigartcomp)

or speak with your Coordinator to find out more about how to enter our competition!





## Notes home

Date	Grade	Title of note
20 October	Year 6 students	2020 Year 6 End of Year Events
20 October	All students	Parent-Teacher Phone Interviews

Notes sent home will have a deadline for payments and for notes to be returned to the school. No payments or notes will be accepted after the deadline has passed. If you will not be able to meet the deadline and wish your child to be involved in the 'note activity' you must contact the office **BEFORE** the deadline has passed.



### How To Install Skoolbag On Your Smartphone

#### For iPhone and iPad users:

1. Click the "App Store" icon on your Apple device.
2. Type your school name in the search, using suburb name will help.
3. You will see your school appear, click "Get" then "install".
4. The app is FREE to download.
5. When installed click "Open"
6. Select "OK" to receive push notifications, when asked.
7. Click the "More" button on the bottom right of the App, then "Setup".
8. Toggle on the Push Categories that are applicable for you by tapping the on/off switch.



#### For Android users:

You must first have signed up with a Google Account before installing the app.

1. Click the "Play Store" button on your Android Device
2. Click the magnifying glass icon at the top and type in your school name, using suburb name will help.
3. Click the school name when it appears in the search.
4. Click the "Install" button.
5. Click "Accept" for various permissions (please note, we do not modify any of your personal data on your device).
6. Click "Open" when installed.
7. Click the "More" button on the bottom right of the App, then "Setup".
8. Toggle on the Push Categories that are applicable for you by tapping the on/off switch.



Please Note: Some brands of Android phones need the setting in "Notification Manager" changed to "Allow" instead of "Notify" in order for the push notifications to work. The phone must also be running at least version 4 system software to run the app.

#### For Windows 81 Phone and Windows 81 or 10 device users:

1. Go to the Windows Store on your 81 Windows Phone or Windows 81/10 Device
2. Search for "Skoolbag" in the keyword app search
3. Install the Skoolbag app
4. Find your school either by using the keyword search or location service.
5. Click the "Pin" icon to pin the school tile to your Windows Phone home screen.
6. Click the "More" button on the bottom right of the App, then "Setup"
7. Toggle the Push Categories that are applicable to you by tapping the on/off switch.

Please Note: The Skoolbag Windows App is for 81 version Windows Phones, or Windows 81 and 10 devices.

