



# Minchinbury Public School

14 December 2020

202 McFarlane Drive  
Minchinbury, 2770

Principal: Miss Webster

<https://www.facebook.com/minchinburyps>

[www.minchinbur-p.schools.nsw.edu.au/](http://www.minchinbur-p.schools.nsw.edu.au/)

## Principal's Message

Wow! What a year!!

I would just like to extend sincere thanks to all members of staff, all of our students and all of our community for being so supportive throughout such a difficult year.

We made it through this year because we are a strong Minchinbury community.

Please ensure that you stay safe over the Christmas break and please continue healthy and hygienic practices over the break.

Some important dates to note:

**Friday 29 January: All Year 1 to Year 6 students start Term 1**

**Wednesday 3 February: All Kindergarten students start**

Have a wonderful and well-deserved break. We look forward to seeing you all again next year.

*Miss Rebecca Webster*  
*Principal*



While I was interviewing one of our Kindergarten families for next year, the parent told me that she was talking to a community member whose children used to come to MPS. The community member told her that she should send her children to Minchinbury Public School as it is so much better than any private school. This is why Minchinbury is such a great place to be.

# Minchinbury Public School Pride Moments

## 5/6S

### WHAT'S BEEN HAPPENING IN 5/6S...

#### Hyperboles

by Callum and Isha

This term in 5/6S, we have been learning about hyperboles and how to use them in bias writing. Hyperboles can express a character's feelings, emotions and words. People can say one thousand words in one sentence with hyperboles, it simply means over exaggeration. Have a look at some of our illustrations of hyperboles.



It's so hot I'm melting!



In mathematics, we have been working individually and collaborating with friends to calculate the volumes of different shapes. We have been using both multiplication algorithms and area model to perform our calculations.



# What Works Best

Our school is committed to ensuring that *how* we teach your child is based on what we *know* makes the biggest difference to their learning. In our school, we have a focus on using the 'What works best' eight practices for effective teaching.

These practices include:

- Having high expectations of your child. In our school we do this by...
- Using explicit teaching in the classroom. In our school we do this by...
- Giving effective feedback to your child on their learning. In our school we do this by...
- Using data to inform how we teach your child. In our school we do this by...
- Using regular and effective assessments so we know how your child's learning is going. In our school we do this by...
- Supporting the wellbeing of your child by looking out for their mental, physical and emotional health. In our school we do this by...
- Managing the classrooms well so they are safe, positive and stimulating environments for learning. In our school we do this by...
- Making sure our teachers collaborate with each other, and experts outside the school, so teaching practice continuously improves. In our school we do this by...

In addition, research shows that greater levels of support and engagement from parents and carers are associated with better student academic and wellbeing outcomes. We also know that students learn more effectively when the home and school environments form complementary and supportive roles for learning. It is for this reason that we are focused on continuing to foster the partnership between our school and parents.

The Department of Education has now released a 'What works best' resource for parents and carers, which provides tips for having conversations with your child about their learning. You can visit the department's Parent Hub where you'll find other tailored resources for parents and carers, as well as message from the NSW Minister for Education the Hon. Sarah Mitchell MLC <https://education.nsw.gov.au/parents-and-carers/learning/what-works-best-2020-update>



# What works best: 2020 update

## Overview for parents and carers of primary and secondary school students

NSW public schools are committed to ensuring that how we teach your child is based on what we know makes the biggest difference to their learning.

In March this year, the NSW Department of Education released an update of some of the most significant research into effective teaching. This report is called 'What works best: 2020 update' and outlines eight evidence-based practices that teachers can use in their classrooms to support improved student learning. It is likely that the 'What works best: 2020 update' will inform the teaching and learning in your child's school.

Below is a summary of the eight 'What works best' practices for effective teaching, including some conversation tips to help you support these practices at home. We suggest that you use just one set of questions at a time with your child.

You can find the 'What works best: 2020 update' publication, together with other evidence-based resources for schools, at [education.nsw.gov.au/about-us/educational-data/what-works-best-2020-update](https://education.nsw.gov.au/about-us/educational-data/what-works-best-2020-update)

### 1. High expectations

Students learn best when teachers have high expectations. Having high expectations means that teachers work hard to gain students' interest, encourage them to learn new things, provide help when they need it, are clear and consistent about how they want students to behave and learn, and vary the way they teach to meet students' needs.

#### Check in with your child

- For primary school students: Did you try something new today? What was it? How did you go? How do you feel when you're learning something new?
- For secondary school students: When you are asked to do something in class, how do you know what standard of work the teacher expects?

### 2. Explicit teaching

Students learn best when teaching is explicit, especially when learning something new. Explicit teaching involves teachers clearly explaining to students why they are learning something, how it connects to what they already know, what they expect students to do, how to do it and what it looks like when they have succeeded.

#### Check in with your child

- For primary and secondary school students: Tell me about something you learnt today. Did you find it easy to learn, or did you need to ask a few questions? How could you tell when you 'got it'?

### 3. Effective feedback

Students learn best when teachers provide them with effective feedback. Feedback that is effective is constructive, detailed and specific. It focuses on how students performed on a particular task, and is clear about where mistakes were made and what needs to happen to improve in future.

#### Check in with your child

- For primary and secondary school students: When you're learning something new, how do you know if you're on the right track? How do you know what you can do to improve next time?







#### 4. Use of data to inform practice

Students learn best when teachers use data to confirm where students are up to in their learning and to plan what to teach next. Data is any form of information that helps teachers to do this. Data can come from a range of places, including class quizzes, student answers to teacher questions, samples of students' work and formal exams.

#### 5. Assessment

Students learn best when teachers use high quality assessment. Assessment refers to the range of activities that teachers use to evaluate where students are up to in their learning. It includes formal activities such as exams and surveys, as well as more informal activities such as asking students questions and evaluating samples of their work.

##### Check in with your child

- For primary school students: How do you show your teacher what you know and what you can do?
- For secondary school students: Your teacher needs to understand where you are up to in your learning, so that they know what to teach next. How do you show your teacher what you know and what you can do?

#### 6. Classroom management

Students learn best when teachers manage their classrooms well. Classroom management includes the broad range of things that teachers do to encourage a safe, positive and stimulating learning environment for their students.

##### Check in with your child

- For primary school students: Are there rules or expectations you need to follow in your classroom? Can you tell me a few? What happens when you work hard to follow them? What happens if you don't follow them?
- For secondary school students: Does your school have school or classroom rules or expectations? Can you name a few? What happens when students follow them? What happens if students don't follow them?

#### 7. Wellbeing

Students learn best when they have a high level of wellbeing. Student wellbeing is a broad term that includes good mental, physical and emotional health, feeling supported in learning, building healthy relationships and having a strong sense of meaning and purpose. Teachers can support students' wellbeing by:

- creating a safe environment
- helping students to feel that they belong
- valuing their opinions and perspectives
- encouraging them to be interested in learning
- helping them to manage their emotions
- helping them to develop positive relationships with teachers and other students.

##### Check in with your child

- For primary and secondary school students: How do you feel about school at the moment? Are there things that you find hard or challenging? Do you know what to do or who you can speak to if you're having a bad day or have a problem? Does someone look out for you at school?





## 8. Collaboration

Students learn best when teachers collaborate. Collaboration involves teachers working together with other teachers and experts from outside the school to improve their teaching. Effective collaboration is likely to include teachers planning lessons and teaching programs together, observing each other's lessons and giving feedback, and discussing and thinking about issues related to their work.

### For example ...

#### High expectations at Aldavilla Public School

Aldavilla Public School attributes much of its success in improving outcomes for students to a focus on high expectations. The students are constantly reminded that they can be whatever they want to be. One way that high expectations are encouraged at Aldavilla Public School is through setting goals. Students are expected to be working towards learning goals that are achievable, and staff are constantly encouraging students to push themselves to reach their next goal.

The school also encourages high expectations by taking a whole-school approach. For example, every class follows exactly the same behaviour management system. Student-teacher relationships are also a priority. All teachers make an effort to get to know students and show that they care about them. This can be achieved by doing things as simple as asking what students did on the weekend, or knowing who a student's brothers and sisters are.

### For example ...

#### Use of data to inform practice at Concord High School

The mathematics faculty at Concord High School studies their HSC data each year and uses the results to plan their teaching programs in Years 7-11. The head teacher of mathematics explains: "We have a really good look at the questions students got wrong and we try to re-program based on things that the kids have got wrong. For example, our students were struggling with 'significant figures' in the HSC so we've now brought significant figures into Year 7. That means they have six years where they can see that they can round to significant figures, and now it hasn't been an issue."

Sometimes the re-programming involves changing the order of topics during the year so that students have more opportunities to apply their knowledge and understanding of these concepts throughout the year. The head teacher of mathematics continues: "Our students were doing really badly with probability. We had a look at our programs and probability was something we were doing at the end of every year, so we've moved it around a little bit so they are seeing it earlier in some years."

## Scripture in 2021

In 2021 our scripture lessons will take place between 2pm and 3pm on Wednesday afternoons. Scripture begins in week 7 of Term 1.

Scripture classes offered at MPS are Muslim, Catholic, Protestant and non-scripture. In 2021, Year 3 students who currently attend non-scripture have been provided with the opportunity to attend a primary ethics class in 2021. Below is some more information about primary ethics.

### Primary Ethics

Year three students in 2021 will have the opportunity to join in ethics classes.

The response to the expression of interest has been incredible with the first class almost full. If you would like to see more ethic classes, for other years, please consider volunteering to become an ethics teacher. Grandparents and other members of your family and friends' network might also be interested in volunteering, so please speak to them about volunteering. For more information about the program or to view the curriculum please click on the button to visit [www.primaryethics.com.au](http://www.primaryethics.com.au). Please let the office now if you are interested in finding out more and the coordinator will be happy to speak with you.

A bit more about ethic classes:

Each week children discuss a topic from the approved Primary Ethics curriculum. Ethics classes include scenarios, poems and stories, group work and activities to encourage the children to think about what they should do in different situations, about how those circumstances might make a difference and about the consequences of their actions. Children discuss topic such as: - imagining how others feel - how do we treat living things? - what is laziness? - how do we disagree in a respectful way? - fairness The curriculum aims to help children develop a life-long capacity to make well-reasoned decisions on ethical issues.

We hope students will become informed and inquiring adults with the ability to recognise ethical issues and explore them with others in a considered, productive and respectful way. They are encouraged to think about the impact of their actions, not just on the people close to them, but also on the broader community.

Lesson plans are provided by Primary Ethics and have been approved by the Department of Education. The classes are facilitated by a trained volunteer ethics teacher who received full training through online modules and comprehensive workshops. For the program to be extended to other stages, we need more volunteers.



# What is OSHC and why is it right for your family?

OSHC stands for Outside School Hours Care. Camp Australia's OSHC service provides enrichment and care for primary school-age children outside school hours and during the school holidays. Depending on your school, it can cover Before School Care, After School Care and Vacation Care.

At Camp Australia, our vision is *To support families in achieving their dreams* and our promise is that we will *Guide Your Child's Growth*.

To do that we take a unique approach to OSHC based on over 30 years of experience.

## Enriching experiences that children love

Our experienced educators involve your child in designing the experiences that make up our OSHC program. Our industry leading approach to program development ensures that your child is at the heart of what we do each day.

## A place for friendships to form

OSHC is a great place for your child to meet new friends and bond over shared interests. We design programs that bring children together so they can connect and grow outside school hours.

## Easy, hassle-free care

Our service is available to all families, no matter the need. Our extended hours offer peace of mind so you can manage work, health, study and more stress-free. Plus, our industry leading Parent Portal gives you unrivalled access to make and manage your bookings.



## FREE to Register

Once registered, you'll be able to easily make and manage your bookings online via our Parent Portal at [pp.campastralia.com.au](http://pp.campastralia.com.au)

## Are you eligible for the Child Care Subsidy?

The Child Care Subsidy can provide up to 85% off your fees. If you're unsure about your eligibility contact Centrelink on 13 61 50.



## Introducing our brand-new Parent Portal app for smartphone

Earlier this year, we conducted customer focus groups to get direct feedback from parents regarding their experience with Camp Australia.

This research highlighted the need to have a streamlined way for parents to access their accounts and manage their bookings and enrolments; and informed the design for our brand-new Parent Portal app for smartphone.

- Easy booking features.
- Simple booking calendar overview.
- Track your spend.
- Contact your service Coordinator.
- Update your and your child's details.



Search for **Camp Australia Parent Portal** on the App Store or Google Play, download the app and register free with us now.





## Uniting NDIS LAC Plan Management Expo

### Join to learn more about your NDIS plan and the best way that you can manage it

This virtual plan-management expo gives you a unique opportunity to learn more about how you can manage your NDIS plan as well as find and connect with plan managers that suit your needs. This event will be on a Facebook platform, you can still join if you don't have an account.

Our Virtual Plan Management Expo will give you an opportunity to:

- Learn the options available to you when deciding how to manage your NDIS plan.
- Chat live with plan managers all over New South Wales to find out if their services meet your needs.
- Connect and engage with other members around plan-management experiences.
- Save NDIS resources from the group to make sure you are best prepared for your planning meetings and informed about the NDIS.

---

**Join:** <https://bit.ly/PlanManagementExpo>

**When:** Wednesday 16 December 2020, 10:00am – 2:00pm

---



Do you have children  
under 4.5 years old,  
and live in the 2770 post code?

You can receive a..

**FREE BOOK  
EVERY MONTH**  
until your child turns 5.

Simply message  
us on The Hive,  
Mt Drutt  
Facebook page.



3<sup>rd</sup> December 2020

 **Seasons  
Greetings**

Miss Rebecca Webster  
Minchinbury Public School  
202 McFarlane Drive  
MINCHINBURY 2770

Dear Miss Webster

Just a note to wish all the Staff, Teachers, Students and Parents  
of the school a very Merry Christmas and a safe New Year.

Quality education for all is the most progressive act in realising  
the full potential of all young lives. During this very difficult  
year, your ongoing commitment and contribution to the school  
community is very much appreciated.

From my wife, Dimyana, the family and the Staff at the Office,  
a big Thank You and Best Wishes for 2021.

Yours sincerely,

EDMOND ATALLA MP  
MEMBER FOR MOUNT DRUTT





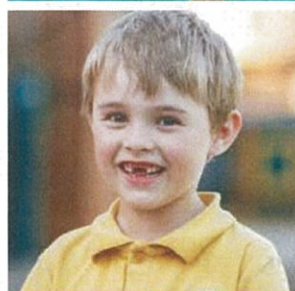



EDMOND ATALLA MP

Electorate Office: Suite 201, Gallery Level, Westfield Shoppingtown, Cnr. Luxford Road and Carlisle Avenue, Mount Drutt 2770  
(PO Box 57, Mount Drutt 2770) Tel: (02) 9625 6770 Fax: (02) 9625 9965 Email: [mountdrutt@parliament.nsw.gov.au](mailto:mountdrutt@parliament.nsw.gov.au)



# Your Outside School Hours Care

*At every Camp Australia service, we provide an engaging and supportive space for children to play, connect, learn and grow.*





## What is OSHC?

OSHC stands for Outside School Hours Care. An OSHC service provides education and care for primary school-age children (generally aged 5 to 12 years) outside school hours and during school holidays. Depending on your school, it can cover Before School Care, After School Care and Vacation Care.

## Why would OSHC suit your family?

At Camp Australia, our vision is 'To support families in achieving their dreams' and to do that we take a unique approach to OSHC based on over 30 years of experience.



### Tailored programs for all

Our experienced educators involve your child in designing the experience they can expect in our service. From your enrolment guidance of their likes to the games and activities where we observe areas for them to grow; each program has your child at the heart of what we do each day.



### A place for friendships to form

As life moves faster and play dates are harder to arrange, our OSHC service is a great place for your child to meet new friends and bond over shared interests.

We design programs that bring children together so they can connect and grow outside school hours.



### Child Care Subsidy available

Eligible families can reduce the cost of care with a Government subsidy. This amount depends on your family circumstances. For more information simply log into [my.gov.au](https://my.gov.au) and complete your Child Care Subsidy Assessment.



### More time for you

Our service is available to all families no matter the need. We offer peace of mind so you can manage work, health, study or other types of responsibilities stress-free knowing that your child is engaged and happy in their experience with us.



### Our industry leading approach: Your OSHC

Your OSHC service is also an integrated part of your school community. We tailor our program to your school's vision and values and also to your children's interests and needs. Our team of qualified educators works closely with you and your school's teachers to deliver a seamless transition to and from the classroom environment.

Whether your child has social, cultural, language-based, religious or individual needs, we work with the whole community to see how we can best support their unique needs.



## Tailored programs for all: How we do it

As the most experienced OSHC provider, we have become experts in delivering extra-curricular learning outcomes for children. Enrichment, sport and activities are part of our unique programming approach which is customised for your children.

All experiences are carefully designed to deliver on specific learning outcomes, that align with the My Time, Our Place Framework for School Age Care in Australia. This approach means that programs are tailored to the individual needs and interests of each child who attend. No two days in OSHC are the same.

One day, the children could be creating their own magnifying glass and binoculars as part of a science enquiry, or aligned to National Recycling Week they could be making their own compost bins from recyclable materials, learning all about sustainability and how they can protect the planet.

The next day, children could be cooking dishes from around the world learning about nutrition and culture, or setting up a story group to share interesting things about themselves while gaining insights into their own identity.

To us, OSHC is a deliberate environment to help children grow.





## Meals that nourish

We know good food is a necessity for growing minds and bodies, so our programs always include nourishment.

Our healthy eating philosophy operates at every service, every day. We focus on fresh produce and use at least 75% of the weekly food budget for seasonal fresh fruits and vegetables.

Outside of that your child's needs and interests determine our ingredients, whether they're dietary, cultural or religious needs. We just ask that you let us know when you register.


Our **Before School Care** programs offer a selection of:

- Porridge and muffins (Depending on service facilities)
- Healthy cereal, oats and milk
- Seasonal fresh fruits
- Wholemeal toast with a variety of toppings such as baked beans, spaghetti, honey or vegemite

At **After School Care**, our meal plans change all the time. But to give you a taste:

- Seasonal fruit and vegetable platters (75% of budget)
- Homemade hummus and rice crackers
- Salad sandwiches on wholemeal bread
- Popcorn
- Homemade banana bread

All weekly menus meet the Australian Dietary Guidelines. We've even developed our own cookbook so we can cater for the range



of different cooking facilities available at different services. Our cookbook contains around 80 delicious and easy to prepare savoury, sweet and no-bake recipes from around the world for our staff to deliver a variety of menu where the school facilities allow.



## National Recycling Week Program

### EXPERIENCES

	Monday	Tuesday	Wednesday	Thursday	Friday
Planned activity 1	Place different items in the soil to see what breaks down the fastest	The Recycling Game are on! All activities will be made using recycled materials	Make our own compost bins (from recycled materials) to take home	Create our own Eco-Warrior posters and display around the school	Make our own business wraps for our lunches for our lunches
Planned activity 2	Write a letter to our favourite brands to ask them to reduce their packaging	Make our own musical instruments from recycled materials	What does our school do for recycling? Make a display of all the things that can go in the recycle bin	Evaluate our craft materials - which items should we discontinue order any more?	Show the lifecycle of a piece of plastic that ends up in the ocean
Planned activity 3	Pull apart the items we've collected over the last few weeks and: • Record what's inside • See if we can reassemble it • Practice using tools				Visit from Council E-Waste manager
Yarning Circle	Reduce, Reuse, Recycle, Repurpose - what's the difference?				
Weekly Specials	Back where we're from - what words do they use when talking about recycling?	Musical Instruments: Play our recycled instruments	Back where we're from - what words do they use when talking about recycling?	Masker Challenge: What can we do with our food to reduce food waste	Mud's Movement: Boogie and Statues
Extension	Lego City challenge: Discuss on display				

### ZONES

Chillout Zone	Mindfulness	Handwork Club	Crafty Collections
Use the cushions to relax and talk with friends	We've added some new designs to our meditation patterns	Grade 4's are practicing spelling this week, we have some stationery ready to use	All recycled materials to get crafting our dioramas on hand!
Game Central	Nature's Way	Sports Box	Construction City
Uno Chess Monopoly Scattergories	Tan bark, sand, pebbles, leaves and bark to be added in the dinosaur display	Cricket Tennis Junior Playground	Lego Marble Run Straw Towers

Every OSHC session also offers children the choice between different zones should they not want to participate in the proposed planned experiences: Sports, Construction, Art and Craft, Homework, Mindfulness, Games are some of the options available.

Plus, each term we also have at least one themed and supported week like National Science Week, National Reconciliation Week or National Recycling Week.

And even though there is a theme for that week, our team of educators engage with each child during the planning stage to ensure the program still meets everyone's interests.

◀ Here is an example of what National Recycling Week in OSHC can look like.

While each day is different and offers a varied range of fun and engaging activities, we believe that there are three ingredients for a great program:

1. Creating a welcoming space for the children. We make sure that our OSHC rooms are tidy and organised with an atmosphere that encourages children to learn and have fun.
2. Conducting an engaging program where every child can learn new things and foster new friendships.
3. Having a great team of qualified educators who are part of the school community.

To find out more, speak to the Coordinator at your service who will be happy to take you through the detailed program for the service and answer any questions you may have. You can also visit [www.campaniaustralia.com.au](http://www.campaniaustralia.com.au) and search for your school's service page for more information about the fees and times at your service.




# HOLIDAY CLUB by Camp Australia

The fun of OSHC doesn't stop at the end of term – we have holiday programs across the country.

With carefully designed programs that cater for primary school children of all ages, your children will be asking to come back for more! Some of the activities we have planned include games, arts & crafts, sport, excursions, cooking, coding and more.

**To attend any of our Holiday Clubs your child doesn't need to be a student at the school where we operate, just visit our website to find a program near you.**



## Registration is FREE!

To attend our care, families must register their child.

Why? Registering your child means we have all the information we need to safely care for them. So, we recommend all families to register an account with us. That way, if you ever need us, you just have to book a session, as we already have all the documentation we need from you.

To register, visit [www.campaustalia.com.au](http://www.campaustalia.com.au). When starting your registration process, please consider:

- Do you have a Customer Reference Number (CRN) from the Department of Human Services?
- Does your child have any medical certificates/documents?
- Medical information - do you have details of your family doctor?
- Do you have any Court Order Documents?
- Have your payment details at hand
- Have your Child Immunisation Certificates ready to upload

But don't worry, you can always resume your saved registration at a time that suits you.

## Fees and Times

To find out about the fees and operating hours at your service, please visit our website at [www.campaustalia.com.au](http://www.campaustalia.com.au) and search for your school.

## We recommend to always book in advance.

To secure your children's spot, we encourage that you make your bookings in advance. As we operate a childcare service governed by the Education and Care National Law and Regulations, we can only operate our services within Educator to child ratios and licensed space. The more notice we have on bookings, the better able we are to staff the service to meet your needs.

It is easy to make and manage your bookings 24/7 through our parent portal. Simply log onto [pp.campaustalia.com.au](http://pp.campaustalia.com.au).

Alternatively, you can call our friendly Customer Care Team on 1300 105 343. The team are available 24 hours a day, 7 days a week – Except National Public Holidays.

## Child Care Subsidy

Did you know you can reduce the cost of care with a Government subsidy?

We strongly recommend you apply for the Child Care Subsidy (CCS) to determine whether you're eligible. Your eligibility for the subsidy is determined by:

- Your family's annual adjusted taxable income
- An activity test
- The type of childcare service

To find out if you are eligible, simply log into MyGov and complete your Child Care Subsidy Assessment.



Safe • Meaningful • Innovative • Leadership • Education

1300 105 343

[www.campaustalia.com.au](http://www.campaustalia.com.au)

**CAMP AUSTRALIA**  
we make kids smile





## How To Install Skoolbag On Your Smartphone

### For iPhone and iPad users:

1. Click the "App Store" icon on your Apple device.
2. Type your school name in the search, using suburb name will help.
3. You will see your school appear, click "Get" then "install".
4. The app is FREE to download.
5. When installed click "Open"
6. Select "OK" to receive push notifications, when asked.
7. Click the "More" button on the bottom right of the App, then "Setup".
8. Toggle on the Push Categories that are applicable for you by tapping the on/off switch.



### For Android users:

You must first have signed up with a Google Account before installing the app.

1. Click the "Play Store" button on your Android Device
2. Click the magnifying glass icon at the top and type in your school name, using suburb name will help.
3. Click the school name when it appears in the search.
4. Click the "Install" button.
5. Click "Accept" for various permissions (please note, we do not modify any of your personal data on your device).
6. Click "Open" when installed.
7. Click the "More" button on the bottom right of the App, then "Setup".
8. Toggle on the Push Categories that are applicable for you by tapping the on/off switch.



Please Note: Some brands of Android phones need the setting in "Notification Manager" changed to "Allow" instead of "Notify" in order for the push notifications to work. The phone must also be running at least version 4 system software to run the app.

### For Windows 81 Phone and Windows 81 or 10 device users:

1. Go to the Windows Store on your 81 Windows Phone or Windows 81/10 Device
2. Search for "Skoolbag" in the keyword app search
3. Install the Skoolbag app
4. Find your school either by using the keyword search or location service.
5. Click the "Pin" icon to pin the school tile to your Windows Phone home screen.
6. Click the "More" button on the bottom right of the App, then "Setup"
7. Toggle the Push Categories that are applicable to you by tapping the on/off switch.

Please Note: The Skoolbag Windows App is for 81 version Windows Phones, or Windows 81 and 10 devices.



Find out more at [www.skoolbag.com.au](http://www.skoolbag.com.au)

Don't forget to like us on Facebook!